



God, Our Refuge and our strength

A video of the gathering can be found here: https://youtu.be/ne23qPT_jeU

The Welcome

Grace, Mercy and Peace from God our Father and the Lord Jesus Christ be with you
And also with you

Opening Song – How Great Thou Art <https://www.youtube.com/watch?v=tXQpDDcrN-w>

A prayer for awareness

Creator of the Cosmos, of eternity and time:

Be with us in this time

Saviour of the world, healer of the nations:

Be with us in this place

Breath of all that lives, of people near and far:

Stir within our lives

Maker-Spirit-Son God of here and now:

Be present in our worship, that we may find new ways to be present in your world.

Walk



We are now going to go on a small walk. I wonder if you can use this spotter sheet to spot some places where animals might live? If inside perhaps look out of the window to see what you can spy. Can you see any of the animals?

Reading: Psalm 91

Assurance of God's Protection

¹You who live in the shelter of the Most High,
who abide in the shadow of the Almighty,^[a]

²**will say to the LORD, "My refuge and my fortress;
my God, in whom I trust."**

³For he will deliver you from the snare of the fowler
and from the deadly pestilence;

⁴**he will cover you with his pinions,
and under his wings you will find refuge;
his faithfulness is a shield and buckler.**

⁵You will not fear the terror of the night,
or the arrow that flies by day,

⁶**or the pestilence that stalks in darkness,
or the destruction that wastes at noonday.**

⁷A thousand may fall at your side,
ten thousand at your right hand,
but it will not come near you.

⁸**You will only look with your eyes
and see the punishment of the wicked.**

⁹Because you have made the LORD your refuge,^[b]
the Most High your dwelling place,

¹⁰**no evil shall befall you,
no scourge come near your tent.**

¹¹For he will command his angels concerning you
to guard you in all your ways.

¹²**On their hands they will bear you up,
so that you will not dash your foot against a stone.**

¹³You will tread on the lion and the adder,
the young lion and the serpent you will trample under foot.

¹⁴**Those who love me, I will deliver;
I will protect those who know my name.**

¹⁵When they call to me, I will answer them;
I will be with them in trouble,
I will rescue them and honor them.

**¹⁶ With long life I will satisfy them,
and show them my salvation.**

Refuge Reflection

Some questions to ponder:

- Shelter is one of the basic necessities of a human being. Think about why shelter is important. Pray for those without shelter.
- Re-read Psalm 91. What stood out for you?
- What does it mean to you to live in the shelter of the most high?

Prayer: Help us to stand on your promises and live by faith. Help us to rest in your shadow and use us to help others rest in you. Amen.

Song: Bless the Lord Oh my Soul <https://www.youtube.com/watch?v=6iVZtwj9ulc>

Shelter building activity

Gaelic Blessing

Deep peace of the running wave to you.

Deep peace of the flowing air to you.

Deep peace of the quiet earth to you.

Deep peace of the shining stars to you.

Deep peace of the gentle night to you.

Moon and stars pour their healing light on you.

Deep peace of Christ,

of Christ the light of the world to you.

Deep peace of Christ to you.

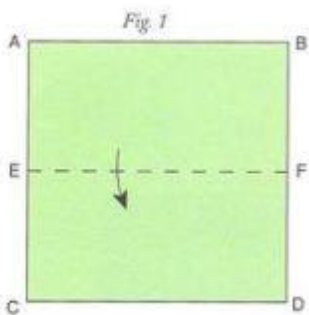
May God who established the dance of creation; who transforms chaos to order, lead us and empower us to transform our lives the witness of the Church and the governments of nations so that all might preserve and reflect the glory of God revealed in creation; Amen.

Go in peace to love and serve the Lord

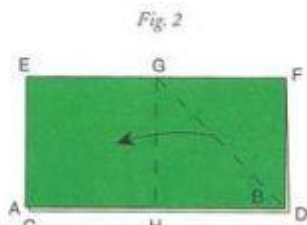
In the name of Christ. Amen.

Extra prayer activity idea

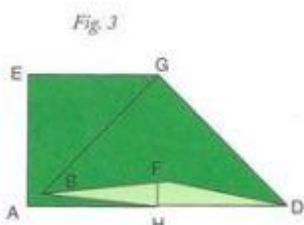
As you fold the origami tent pray for those without shelter. Pray for people to come to know Gods peace and love for themselves. Pray for issues facing the world today, the church, those that are sick or in need, our community, those known to you. Maybe write a prayer on the piece of paper and fold the tent around it.



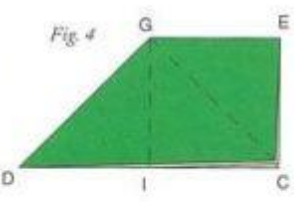
Step 1. Fold a square piece of paper along line EF (Fig. 1) so that AB falls on CD (Fig. 2), and crease in the middle at GH.



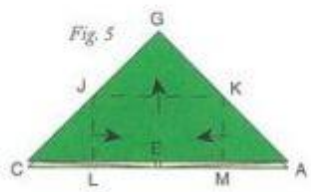
Step 2. Open corner F (Fig. 2) and bring point F down between B and D so that GF falls on GH (Fig. 3). Crease GB and GD.



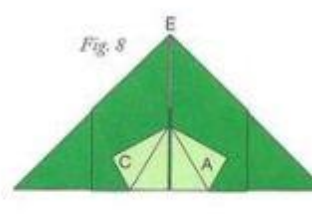
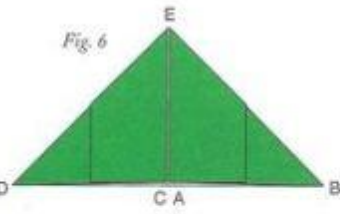
Step 3. Turn the paper over and repeat Step 3 with E (Figs. 4 and 5).



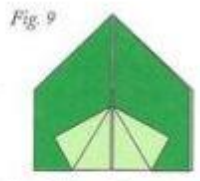
Step 4. Fold along JK, JL and KM, making corners G, C and A meet on E, and then open (Fig. 5).



Step 5. Lift up E so that it falls on G while corners C and A meet at the center (Fig. 6).



Step 6. Fold along ON and OP and pull back the flaps (Figs. 7 and 8).



Step 7. Turn the paper over and repeat Steps 5 and 6 on the other side.

<https://scoutingmagazine.org/2018/12/scout-crafts-origami-tents/>

<http://camizu.org/origami-tent-instructions/>

Resources

Liturgy: Creation Care prayers <https://www.churchofengland.org/sites/default/files/2019-06/9-prayers-leeds-diocese.pdf>

Gaelic Blessing – John Rutter

Spotter sheets: [treetoolsforschools.org.uk/activities/pdfs/pdf_animal_homes_spotter_sheet.pdf](https://www.treetoolsforschools.org.uk/activities/pdfs/pdf_animal_homes_spotter_sheet.pdf)

Den building: <https://www.wildlifewatch.org.uk/Activity-Sheets>

Songs: 10,000 Reasons (Bless the Lord) - Matt Redman & How Great Thou Art – Home Free